


# Exam Tutorial











Question bank: Questions

QUESTION BANK

Import

Export



الإدارة الإلكترونية -



### Choose a question type to add

#### QUESTIONS

- Multiple choice
- True/False
- Matching
- Short answer
- Numerical
- Essay
- Calculated
- Calculated multichoice
- Calculated simple

Select a question type to see its description.

## Create a New Question

@èö

Xö

ö



General


Category: MED DEVELOPMENTS

Question name: Ques1

Question text: Question Text .... ?

Rich text editor toolbar: Bold (B), Italic (I), Underline (U), Bulleted list, Numbered list, Link, Unlink, Image, Document, Microphone, Video.



Draft saved.

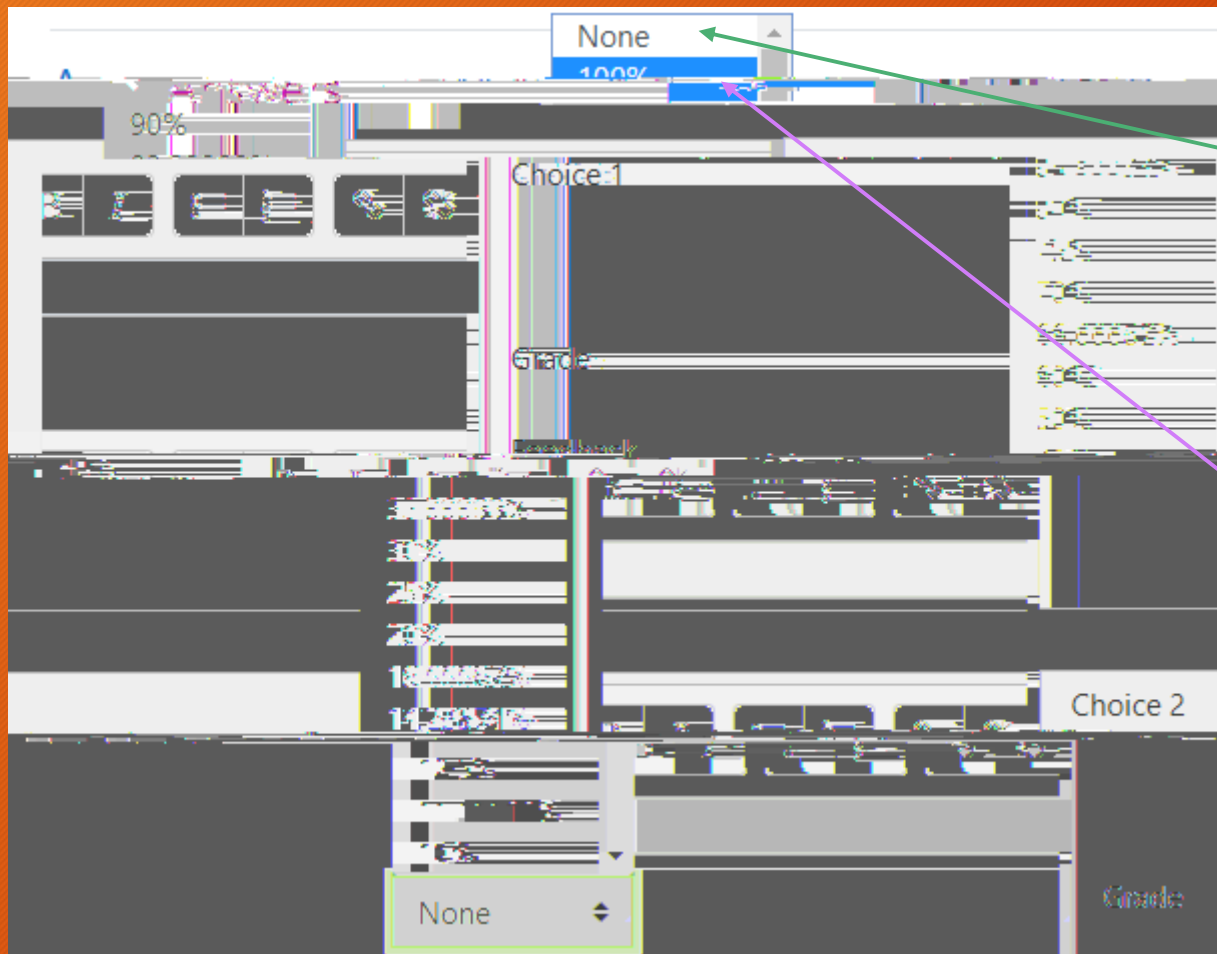














Save changes and continue editing

Save changes

Cancel

Fields in this form marked  . . .

There are required fields







1

Select one

a. option 2

b. option 2

c. option 1

Attempt again

Marked as reviewed

Submit this time

Cancel to create

Download this question in Moodle YMI format

Collapse all

Attempt options

How questions behave

1

Start again with these options



The screenshot shows a dashboard for a course titled "WEB DEVELOPMENT I Section2 Lecture". The interface includes a top navigation bar with a gear icon for settings and a "Dash" button. Below the navigation, there are several menu items: "Course completion" (with a gear icon), "Filters", and "Announcements" (with a megaphone icon). A "More..." button is also visible at the bottom. The dashboard displays a list of dates: "4 January - 10 January" and "11 January -". Annotations include blue boxes around the "Announcements" and "More..." buttons, and blue arrows pointing from these boxes to a "More..." button in the top right corner. The text "17 January" is written in blue at the bottom left, and "11 January -" is written in blue at the bottom right.



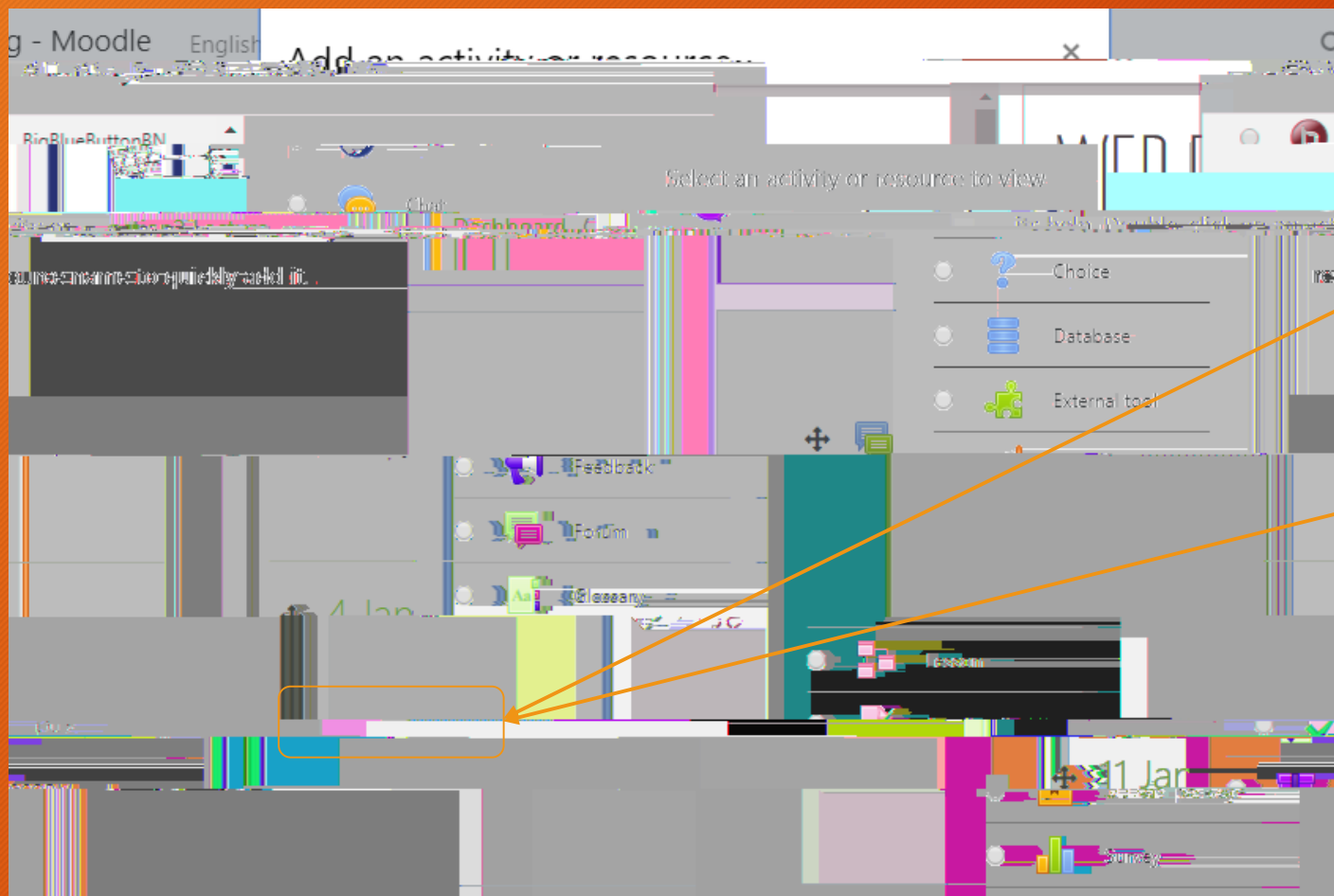
# WEB DEVELOPMENT I Section 2 Lecture

Edit

Add an activity or resource



+



Quiz

Add





Adding a new Quiz

General

Name

Display description on course page

12/22 | 895 | 2023

22

The image shows a screenshot of a quiz creation interface. At the top, there's a title bar that says 'Adding a new Quiz'. Below it, there's a 'General' tab selected. A 'Name' field is present with a red information icon to its right. Below the name field is a large, empty text area for the quiz description. At the bottom, there's a checkbox labeled 'Display description on course page'. The interface is overlaid on a dark background, and there are some orange boxes and arrows highlighting the 'Name' field and the 'General' tab.



## ▼ Timing

Open the quiz



3



May



2020

04



47



Enable

Close the quiz

3



May



2020

04



47



Enable

Time limit



0

minutes



Enable

When time expires







Uncategorised ▾

A,B- ...

Grade category ?

Grade to pass ?

Attempts allowed 1 ▾

Layout

New page

Every question ▾

Navigation method... ?

Show less...





Quantifying behavior

Shuffle within questions  Yes

Show questions backward  Deferred feedback

Show more...

The image shows a screenshot of a software interface for 'Quantifying behavior'. It features a white header with the title 'Quantifying behavior'. Below the header, there are two rows of settings. The first row has a label 'Shuffle within questions' followed by a question mark icon and a dropdown menu currently set to 'Yes'. The second row has a label 'Show questions backward' with a question mark icon and a checkbox, followed by a label 'Deferred feedback' with a question mark icon and a checkbox. At the bottom of the settings area, there is a green link that says 'Show more...'. The entire interface is set against a light gray background.

'Deferred Feedback'







This quiz opened at Sunday, 3 May 2020, 4:57 AM

This quiz will close on Sunday, 3 May 2020, 6:57 AM.

Time limit: 300 minutes

Grading: none of these; Allig: none; grade: 0

No questions have been answered yet.

←





◦ التعبير

◦ الاستيعاب

◦ الاستماع

◦ القراءة

◦ الكتابة

◦ الحوار

◦ الاستماع

◦ القراءة

◦ الكتابة

◦ الحوار

◦ التعبير

◦ الاستيعاب

◦ التعبير

◦ الاستيعاب

◦ الاستماع

◦ القراءة

◦ الكتابة

◦ الحوار







ning - Moodle English (en)

Add from the question bank to page 1

General / ... The default category for questions shared in context 'WEB DEVELOPME

No tag filters applied

Filter by tags...

Search options

Also show questions from subcategories

Also show old questions

Question

Ques 4 Ques 4 Match Question ?

Ques 1 Question Text ...?

... to the quiz

Add selected questions







### Editina quiz: Quiz 1

100000 Save

Total of marks: 5.00

Repaginate Select multiple items

Panel 1

Ques Added From Quiz Ques Added From Quiz multiple choice ?

1.000	3	Ques 1 Question Text .... ?
1.000	4	Ques 3 Ques 3 multiple choice question ?

Add


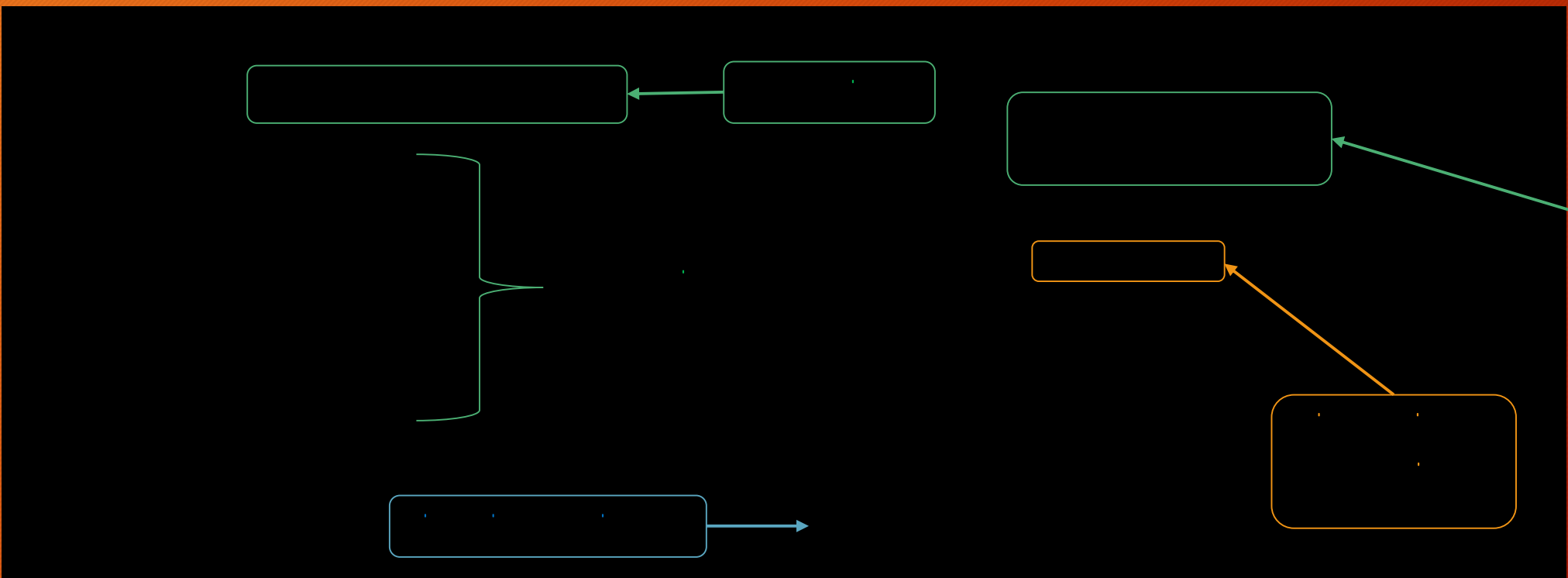
Annotations: The interface includes several callouts: a red box highlights the 'Repaginate' and 'Select multiple items' buttons; a red box highlights the 'Add' button; a green box highlights the question list area; a blue box highlights the left sidebar; and a large green box on the right highlights the main content area.



















Started on Sunday, 3 May 2020, 5:09 AM

Quiz navigation

1 2 3 4 5

State Finished

Completed on Sunday, 3 May 2020, 5:11 AM

Time taken 3 mins 0 secs

Question 1 Complete

Ques 3 multiple choice question ?

Select one:

- a. Option 2
- b. Option 4
- c. Option 3
- d. Option 5

Marked out of 2.00

Flag question

Edit question

Finish review

Start a new quiz

Ques Added From Quiz multiple choice ?

Question 2 Complete

Marked out of 2.00

Select one:

Ques 3 multiple choice question ?

Finish review

Ques Added From Quiz multiple choice ?

Summary of your previous attempts

Ques Added From Quiz multiple choice ?



Questions ... Categories Import **Export**

File format

- Aiken format
- GIFT format
- Moodle XML format
- XHTML format

Export

Was created on 2016/04/28 10:08:11

Was last modified on 2016/04/28 10:08:11

Export







GIFT format ?  
 Missing word format ?

General

[Import questions from file](#)

Choose a file...

614.xml

20200503-05

Import

Import





Questions Categories Import Export

Importing questions from import file

Importing 5 questions from file

1. Question: Match Question: 2
2. Question: Test: 2
3. Question: True or False Question: 2
4. Question: Multiple Choice Question: 2
5. True or False Question: 2

Continue

The image shows a software interface for importing questions. At the top, there are tabs for 'Questions', 'Categories', 'Import', and 'Export'. Below these, a progress bar indicates 'Importing 5 questions from file'. A list of five question types is displayed: 1. Match Question (2), 2. Test (2), 3. True or False Question (2), 4. Multiple Choice Question (2), and 5. True or False Question (2). A 'Continue' button is located at the bottom right of the list.





Question bank

Course: WEB DEVELOPMENT I Section2 Lecture 10  
Top for WEB DEVELOPMENT I Section2 Lecture 10  
Default for WEB DEVELOPMENT I Section2 Lecture 10  
Category: Engineering And Information Technology  
Default for Engineering And Information Technology

The default category is Engineering And Information Technology  
No tag filters applied

Search options  
 Also show questions from subcategories  
 Also show old questions





## Adding a Multiple choice question

▶ Expand all

General

Category

Default for Engineering And Information Technology

Question name

Q1 for Category







English (en)

Add from the categories at the end

Select a category: Default for Engineering And Information Technology (1)

Categories

Filter by


Research options

Also show

Archived

Questionnaire

Advanced search





This is a screenshot of a quiz editing interface. At the top, there's a toolbar with various icons for editing. Below that, the main area shows a question being edited. A green box highlights a specific part of the question text, and a green arrow points from this box to a question in the list below. Another green arrow points from the top of the page to the same question in the list. An orange bracket highlights the question in the list. On the right side, there are settings for the quiz, including "Editing quiz: Quiz 1", "Maximum grade: 10,00", and "Total of marks: 10,00". At the bottom, there's a "Shuffle" button and a "Page 1" indicator. The question in the list is titled "01 for Category 01 Multiple Choice for Category 2".

END

